



SUMMER & WINTER SCHOOLS

HOW TO APPLY



SUMMER & WINTER SCHOOLS

The University of Pisa's Summer and Winter Schools are intensive academic courses for European and international students as well as for young graduates.

 <https://www.unipi.it/summerschool>

You can choose the field you prefer and find the list of Summer and Winter Schools.



SUMMER SCHOOLS IN AGRICULTURAL AND VETERINARY SCIENCES



› Food and Innovation in Rural Transition: the Tuscany case

Rural transition has recently become a hot issue in both European and non-European countries. Rural areas are involved in dynamics of...

› Italian Foodways of Gastronomy: The Tuscany Experience

Ten weeks of total immersion in the Italian food and wine culture. Participants will learn, experience and taste with their own...

Choose the Summer or Winter School you prefer.

You will find out details about:

- Aim of the School
- Who can apply
- Language of teaching
- Program Intensity
- ECTS
- Fees
- Fundings
- Course dates
- Application (admission requirements and required documents)
- Application Deadline
- Contacts

Food and Innovation in Rural Transition: the Tuscany case



How to apply?

1

REGISTER ON THE ONLINE PORTAL OF THE UNIVERSITY ALICE

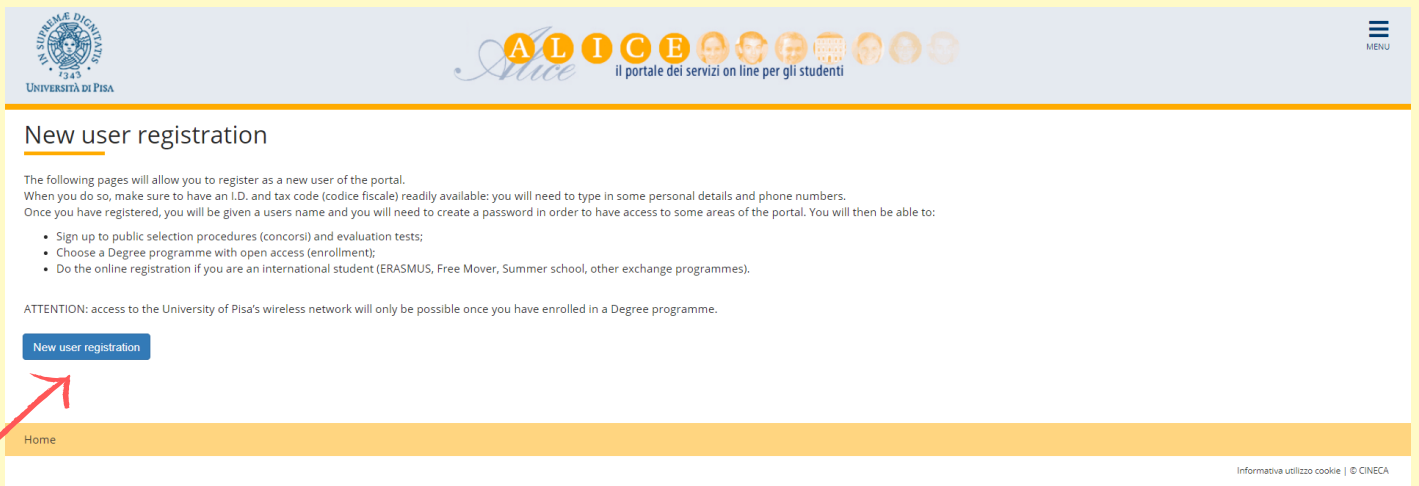
The portal is available in Italian and English

https://www.studenti.unipi.it/Home.do?cod_lingua=eng



The screenshot shows the Alice portal home page. At the top left is the University of Pisa logo. In the center is the 'ALICE' logo with the tagline 'il portale dei servizi on line per gli studenti'. On the right is a 'MENU' icon. Below the header, the text reads 'Alice, the online service portal for students of the University of Pisa'. A red arrow points to the 'Italian version' link. Below this, there is a section 'Services available through Alice' with a sub-section 'My Alice' containing instructions for new users and a 'Register' link. Another red arrow points to the 'Register' link. Below that is a section for 'Bachelor's and Master's degree courses' with a 'Registration for admission exams, evaluation tests and enrolment' sub-section. A red arrow points to the 'Register' link in this section. At the bottom right, the contact email 'alice@unipi.it' is listed.

Click on "Register" and then on "New user Registration".



The screenshot shows the 'New user registration' page. It features the same header as the previous page. The main content area has the title 'New user registration' and a paragraph explaining the registration process. A list of bullet points provides details on sign-up procedures. Below the text, there is an 'ATTENTION' note and a blue button labeled 'New user registration'. A red arrow points to this button. At the bottom of the page, there is a 'Home' link and a footer with 'Informativa utilizzo cookie | © CINECA'.

Insert your Tax Code if you already have one.

If you don't have a Tax Code, tick the box "Foreign student without Italian Tax Code".



The screenshot shows the 'Tax Code' registration form. It includes the header and a 'Key' legend indicating that a red star symbol denotes a compulsory field. The form has a text input field for the 'Tax Code' and a checkbox labeled 'Foreign student without Italian Tax Code'. A red arrow points to the checkbox. Below the form are 'Back' and 'Forward' buttons. A red arrow points to the 'Forward' button. The footer contains 'Home' and 'Informativa utilizzo cookie | © CINECA'.

Click "Forward" to proceed.

2

Fill in with your personal information.

The screenshot shows the 'Registration: Personal details' form. It includes fields for Name*, Surname*, Date of birth* (with a calendar icon), Gender* (radio buttons for Male and Female), Primary nationality (dropdown), Country where you were born* (dropdown), Town where you were born*, and Italian tax code*. A 'Key' legend indicates that fields with a red star are compulsory. Navigation buttons 'Back' and 'Forward' are at the bottom left.



Put your name and surname as they are reported on the ID you will upload.



If you don't have a Tax Code, double click on "Forward" (the system will calculate it automatically - remember to request the official one, once you are in Italy).

➤ ONLY FOR NON-EU STUDENTS

The screenshot shows the 'Registration: Residency permit' form. It includes fields for Release Date, Expiry date (both with calendar icons), and Type of residency permit* (dropdown menu). A red arrow points from the dropdown menu in the main form to a zoomed-in view of the dropdown options below. The options are: Permanent residence permit, Permanent residence permit, Temporary residence permit, and Post office receipt attesting the submission of the residence permit application form. Navigation buttons 'Back' and 'Forward' are at the bottom left.

The system will request information about your residency permit.

If you don't have a residency permit, put 30th of June (of the current year) as expiry date, and "Post office receipt" as Type of residency permit.



Once in Italy you don't need to apply for the residency permit because you are going to stay for less than 3 months.

Fill in with the information about your residence address (permanent address in your home country).

Registration: Residential address

The page shows the form for entering and modifying the user's permanent home address.

Permanent home address

Country* Italy

Province* Select a Province
if in Italy

Town* Select a town

Post code*
if in Italy

Town sub-division

Address*
(street, square, road)

House number*

On what date did you move to this address?
If you do not remember the exact date, type in your birth date or if you have changed addresses, type in 1st January of the year when you moved to this current place*

Landline phone number*
(if you do not have it, type inxxxx)

Temporary Italian address is the same as permanent home address*
 Yes No

Back Forward

Key
* Compulsory field



If you don't have a landline phone number you can type XXXX.



If your permanent address and the current one are the same, click "Yes". If your current address is different (e.g. your address in Italy), click "No".

Fill in with the information about your current home address (address in Italy).

Registration: Current home address

Please type in (or modify) your current home address

Current home address

C/o

Country* Italy

Province* Select a Province
if in Italy

Town* Select a town

Post code*
if in Italy

Town sub-division

Address*
(street, square, road)

House number*

On what date did you move to this address?
If you do not remember the exact date, type in your birth date or if you have changed addresses, type in 1st January of the year when you moved to this current place*

Landline phone number*
(if you do not have it, type inxxxx)

Back Forward

Key
* Compulsory field

Insert your email address and your phone number, then click "Forward".

Registration:Contacts

Contacts

Mailing address* Permanent home address Italian home address

Delivery address for University fees* Permanent home address Italian home address

Email*

Certified email

International code of mobile phone*
(es: +39 - or +xxx)

Mobile phone*
(es: 3486767676 - or to insert xxxxx)

Mobile phone operator

Favourite language for communications

[Read the privacy policy.](#)

Privacy* I read the privacy policy (D. Lgs. 196/2003) and I consent to the processing of my personal details pursuant to D. Lgs. 196/2003 on the personal details protection
 Y N

See "Privacy Code"

SMS* I wish to receive a text message on my mobile phone to be informed on any event organized by the University
 Y N

Back Forward

Select "Bank Branch" (do not put info about your bank account), then click "Forward".

Registration:Bank account number for Refunds

For any tax refund the following fields are required:
Students with a foreign bank account not in the SEPA Area, please select "Refund at the bank counter" and send the bank account data (IBAN, Country, SWIFT, Account Number, Bank) to the e-mail address calcolorid@adm.unipi.it
Students with a foreign bank account in the SEPA Area, please select "Refund by bank transfer" and enter all the required data.

Bank account number for Refunds:

Payment methods*
Select...
Bank Branch
By Transfer

Back Forward

Choose your password, then click "Forward".

Registration:Password

ATTENTION ----- THE PASSWORD:

- there must be at least 8 characters
- there must be no more than 200 characters
- there must be no more than 0 characters of the set |

Password*

Confirm the password*

Back Forward

Home

Informative utilizzo cookie |

Check the information you have put, then click "Confirm".
We suggest you to save or print the reminder with your personal credentials (username and password).

Log-in on the ALICE PORTAL

Log in on the portal using your username and password.

Alice, the online service portal for students of the University of Pisa

[Italian version.](#)

Services available through Alice

My Alice
 From your reserved area you have access to the most important online functions: from choosing the course of study to signing up to admission exams and from consulting your student booklet to paying your fees. If you have to get your username and passwords back or to set a new password, [click here](#).
 In order to surf on the portal, use the menu on the top right corner.
 If you are an enrolled student you can access from here to your institutional email.
 In order to access these features, you must **Login** or **Register** if you're a new user.

Bachelor's and Master's degree courses
Registration for admission exams, evaluation tests and enrolment
 In order to register to an admission test to a degree course with limited places, to an evaluation test or to enroll, you have to access your reserved area and select the option of Interest from the menu. All information (deadlines and procedures) are published on the [Matricolandosi portal](#) if you graduated in a Bachelor's or Master's degree, you can print off your Diploma Supplement at any time and free of charge.

Contact: alice@unipi.it

Area riservata
 Per accedere all'area riservata è necessario autenticarsi con nome utente e password

Log in al servizio Esse3 PROD

Nome utente - Servizio di recupero password

Password

Non ricordare l'accesso

Università di Pisa - Lungotevere Pasinati, 13 - 56126 Pisa
 Contact: Tel. +39 050 221 2111 - Fax +39 050 44056
 P.I. 0008602051 - C.F. 80004810501

This is the Homepage of your personal account.

To apply for a Summer/Winter School, you have to open the menu on the right.

Welcome

Welcome to your personal area!

Personal details [View details](#)

Control panel [Hide details](#)

Details	Status	To do
Tax	● Regular	view

Note

Note

Footnote
No notes

Student status

Messages

Personal messages

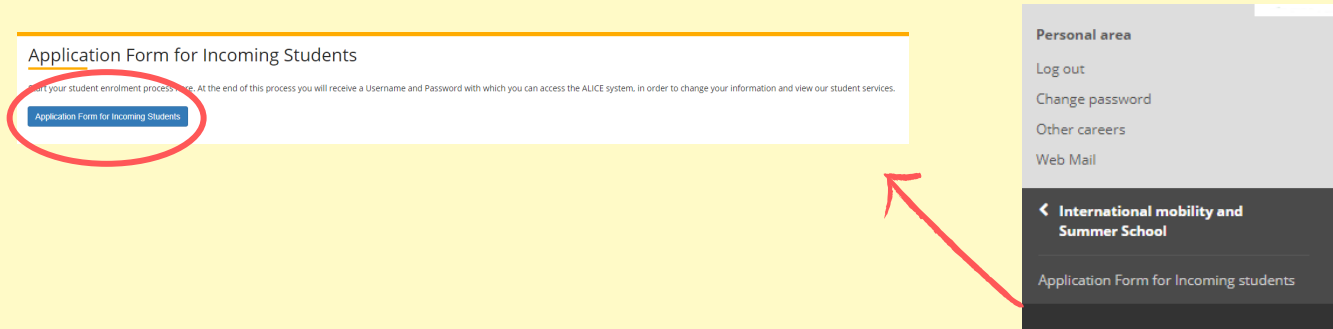
Sender	Title	Date
No messages		

Personal area

- Log out
- Change password
- Other careers
- Web Mail
- Home
- Secretariat
- Study Plan
- Career
- Degree Obtained
- International mobility and Summer School
- International mobility Initiatives
- Surveys

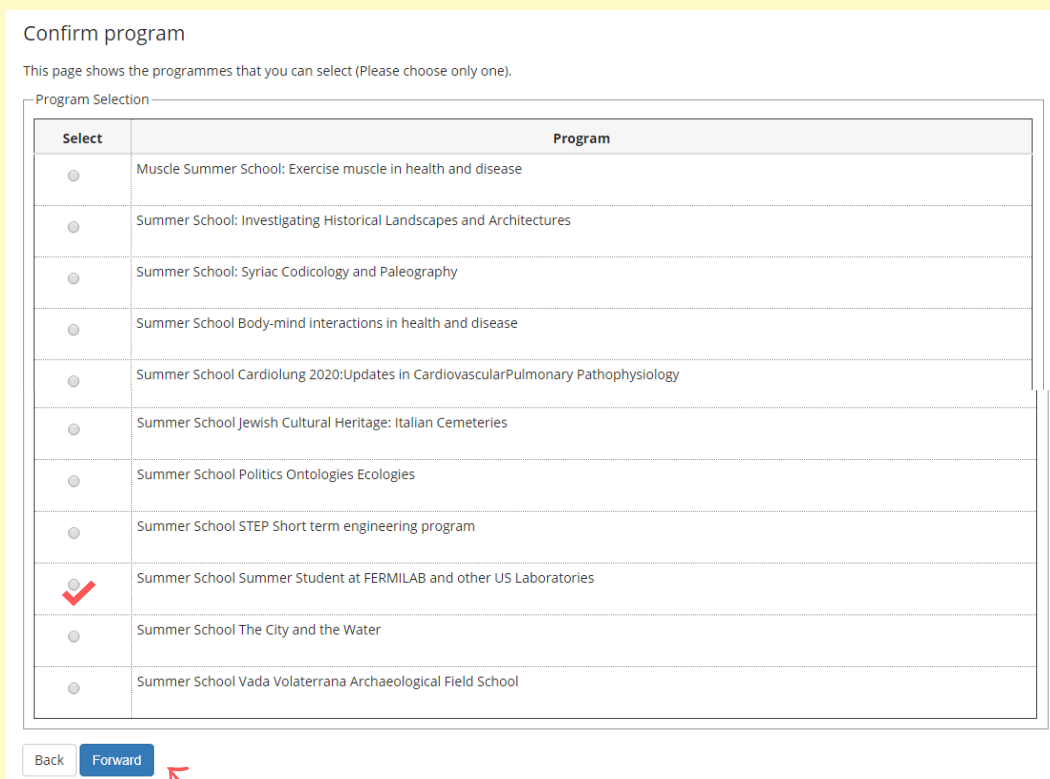
Choose the Summer/Winter School you prefer

From the MENU on the right, select "International Mobility and Summer School"



The screenshot shows a page titled "Application Form for Incoming Students". A red circle highlights a button labeled "Application Form for Incoming Students". On the right, a navigation menu is visible with the following items: "Personal area", "Log out", "Change password", "Other careers", "Web Mail", "International mobility and Summer School" (highlighted with a dark background and a left-pointing arrow), and "Application Form for Incoming students". A red arrow points from the "International mobility and Summer School" menu item to the "Application Form for Incoming Students" button on the main page.

You will find the list of Summer/Winter Schools available. Select the one you prefer:

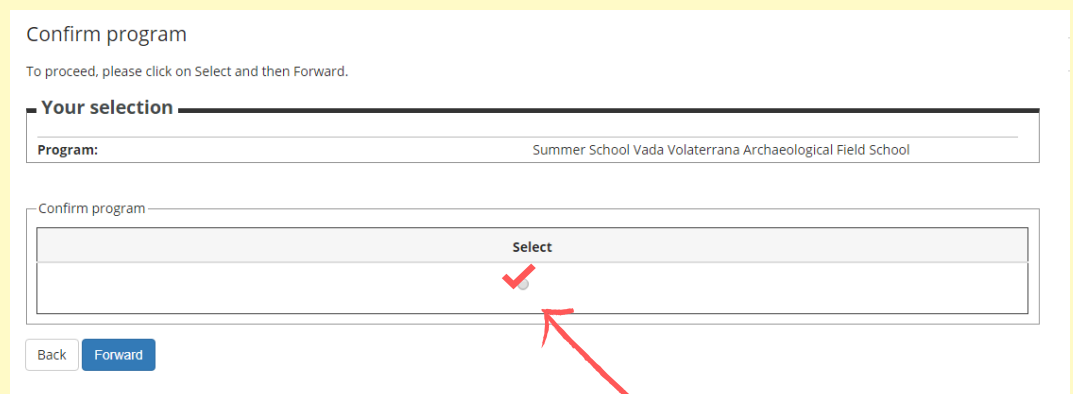


The screenshot shows a "Confirm program" page with the instruction: "This page shows the programmes that you can select (Please choose only one)." Below this is a "Program Selection" table:

Select	Program
<input type="radio"/>	Muscle Summer School: Exercise muscle in health and disease
<input type="radio"/>	Summer School: Investigating Historical Landscapes and Architectures
<input type="radio"/>	Summer School: Syriac Codicology and Paleography
<input type="radio"/>	Summer School Body-mind interactions in health and disease
<input type="radio"/>	Summer School Cardiolung 2020: Updates in Cardiovascular Pulmonary Pathophysiology
<input type="radio"/>	Summer School Jewish Cultural Heritage: Italian Cemeteries
<input type="radio"/>	Summer School Politics Ontologies Ecologies
<input type="radio"/>	Summer School STEP Short term engineering program
<input checked="" type="radio"/>	Summer School Summer Student at FERMILAB and other US Laboratories
<input type="radio"/>	Summer School The City and the Water
<input type="radio"/>	Summer School Vada Volaterrana Archaeological Field School

At the bottom of the page, there are "Back" and "Forward" buttons. A red arrow points from the "Forward" button to the text below.

Select the Summer/Winter School you prefer then click "Forward".



The screenshot shows the "Confirm program" page after a selection. It displays "Your selection" as "Summer School Vada Volaterrana Archaeological Field School". Below this, there is a "Confirm program" section with a "Select" button and a radio button that is checked. A red arrow points to the checked radio button. At the bottom, there are "Back" and "Forward" buttons.

Select then click "Forward".

Confirm program Summary

Please confirm your information.

Your selection

Program:	Summer School Vada Volaterrana Archaeological Field School
Level of Study:	Summer School
Department:	CIVILISATIONS AND FORMS OF KNOWLEDGE

Back

Forward

Confirm the program again, clicking on "Forward".

You have to insert details about your ID (identity card or passport).



Identification

This page displays the list of identity documents. You can modify or insert other documents. If you have enrolled in a degree programme, you must have inserted at least one valid document.

Identity documents included

Type of document	Document number	Issued by	Date of issue	Expiry date	Status	Nation:	City	Attached	Modify document
<p>Insert a new document</p>									

Insert a new document

Back

Forward

Key

- Valid Document
- Expired Document
- Upload document
- Delete Document

Home

Informativa utilizzo cookie | © CINECA

Identity Documents

Insert/edit document details

You must attach/insert at least one valid identity document. For international students, this must be a copy of your valid passport.

Identity Documents

Type of document*	<input type="text"/>
Number*	<input type="text"/>
Issued by*	<input type="text"/>
Date of issue*	<input type="text"/>
	(dd/mm/yyyy)
Expiry date*	<input type="text"/>
	(dd/mm/yyyy)

Back

Forward

Key

- Compulsory field

Home

Informativa utilizzo cookie | © CINECA

Confirm your information

Identity Documents

Type of document:	<input type="text"/>
Number:	<input type="text"/>
Issued by:	<input type="text"/>
Date of issue:	<input type="text"/>
Expiry date:	<input type="text"/>

Back

Forward

Key

- Compulsory field

Home

Informativa utilizzo cookie | © CINECA

Application Form for Incoming Students

This page shows the data required for the Application Form.

Destination

Academic Year:	2019
Program:	Summer School Vada Volaterrana Archaeological Field School
Department:	CIVILISATIONS AND FORMS OF KNOWLEDGE

Period of Study

Academic Year 2020/2021

Back

Forward

Confirm again the program, clicking on "Forward".

Application Form for Incoming Students

The page shows the Application Form Datas

Destination

Academic Year:	2019
Program:	Summer School Vada Volaterrana Archaeological Field School
Department:	CIVILISATIONS AND FORMS OF KNOWLEDGE

Back

Forward

You are required to upload the enrolment form and your CV, in PFD.



Enrolment form attachment

On this page you must upload all necessary documents for enrolment Including:

- CV
- Any necessary additional documents specified on your Summer School's web page
- Enrolment form ([download here the Enrolment form](#))


List of attachments

Type of document:	Maximum size of file	N. minimum attached documents	N. maximum attached documents	Type of attachment	Status	N. attached	Title	Description	Attach
All necessary enrolment documents (CV and any additional documents)	3 MB	1	3	*.pdf		0			<input type="button" value="Insert here"/>


Type of document:	Maximum size of file	N. minimum attached documents	N. maximum attached documents	Type of attachment	Status	N. attached	Title	Description	Attach
Enrolment form	3 MB	1	1	*.pdf		0			<input type="button" value="Insert here"/>


Back

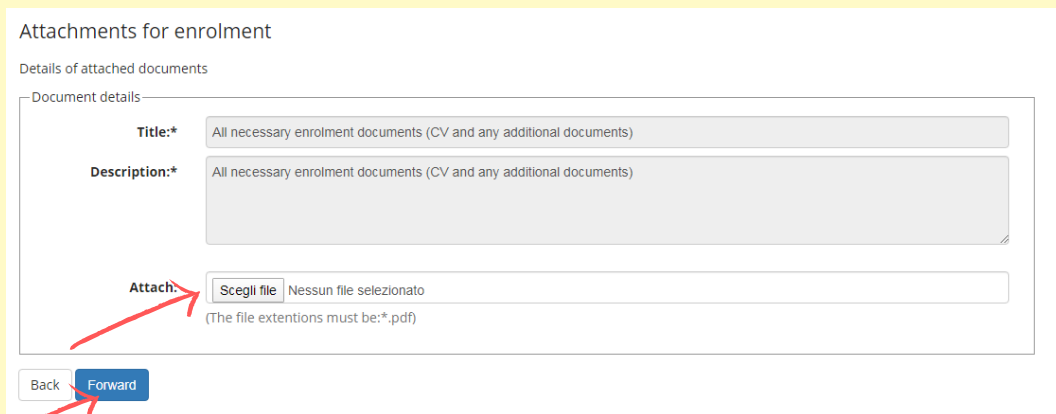
Forward

 **Enrolment Form** (available in the Attachments at the bottom of [this webpage](#)).

You have to fill in the form and SIGN IT TWICE, in both areas marked "Sign here", as it is stated in the document itself.

 **Curriculum Vitae**

 **Any other document which** might be required by the Summer/Winter School you decided to enrol to (if that is the case, such documents will be specified on the Summer/Winter School webpage)



Attachments for enrolment

Details of attached documents

Document details

Title:* All necessary enrolment documents (CV and any additional documents)

Description:* All necessary enrolment documents (CV and any additional documents)

Attach: Nessun file selezionato
(The file extensions must be:*.pdf)



Attachments for enrolment

Details of attached documents

Document details

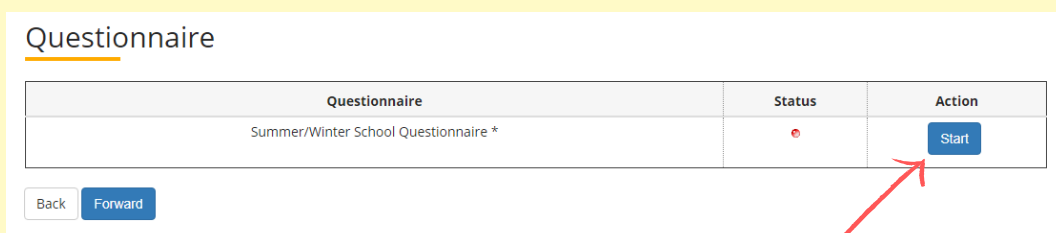
Title:* Enrolment form

Description:* Enrolment form

Attach: Nessun file selezionato
(The file extensions must be:*.pdf)

Upload documents ("Scegli file"), then click "Forward".

You have to fill in the Questionnaire.
Click "Start".



Questionnaire

Questionnaire	Status	Action
Summer/Winter School Questionnaire *	●	<input type="button" value="Start"/>

Lista Questionari

Summary page for completed questions

Compilazioni del questionario "Summer/Winter School Questionnaire"

The "Summer/Winter School Questionnaire" can be completed dal 01/11/2018 a maximum of time

No information to display
The questionnaire has not yet been completed. If it is you first time completing the questionnaire, please click on 'complete'.

[Inizia una nuova compilazione](#)

Legenda

= Confermato = Non Confermato = Non Accessibile

[Proceed](#)

Click on "Inizia una nuova compilazione" and answer the questions.

Questionnaire

Completion of "Summer/Winter School Questionnaire"

Questions marked with a * must be answered

Languages

1. English Language Level - (select one option from the following list)*

- First language
- Common European Framework of Reference (CERF) level: A1
- Common European Framework of Reference (CERF) level: A2
- Common European Framework of Reference (CERF) level: B1
- Common European Framework of Reference (CERF) level: B2
- Common European Framework of Reference (CERF) level: C1
- Common European Framework of Reference (CERF) level: C2

2. Other spoken languages*

- French
- none/other languages
- Spanish
- Portuguese
- Italian

Billing information and payment OR Finance and billing information

3. Are you a private participant or a company?*

- Private participant
- Company/University

[cancel](#) [Exit](#) [Back](#) [Forward](#)

First Questionnaire Page

Questionnaire

Completion of "Summer/Winter School Questionnaire"

Questions marked with a * must be answered

Summer/Winter School Information

4. How did you hear about the University of Pisa's Summer/Winter Schools - (select one option from the following list)*

- Summer Schools in Europe <http://www.summerschoolsineurope.eu/>
- Short courses portal <https://www.shortcoursesportal.com>
- Academic courses (keystone) <https://www.academiccourses.com>
- Educations.com <https://www.educations.com>
- Go Abroad <https://www.goabroad.com>
- Summer and Winter Schools - Unipi <https://www.unipi.it/summerschool>
- Social Network (Facebook, Instagram, Pinterest, LinkedIn, Twitter)
- Email sent by University of Pisa
- Email sent by Your University
- Other (please specify)

(please specify):

5. Have you previously attended a Summer/Winter School at the University of Pisa*

- Yes
- No

cancel Exit Back Forward

Questionnaire

Completion of "Summer/Winter School Questionnaire"

Questions marked with a * must be answered

If you have responded Yes to question 5, please specify when/which course

5.1 Your reasons for wanting to attend our Summer/Winter School*


Response


cancel Exit Back Forward

Check information, then "Confirm"

Questionnaire

Riepilogo Summer/Winter School Questionnaire

 The questionnaire has not been confirmed.

 All the questions of the questionnaire have been completed.

Confirm Exit Print

Page 1

Languages

1. English Language Level
(select one option from the following list)

2. Other spoken languages

Billing information and payment OR Finance and billing information

3. Are you a private participant or a company?

Modify page1

Page 2

Summer/Winter School Information

4. How did you hear about the University of Pisa's Summer/Winter Schools
(select one option from the following list)

5. Have you previously attended a Summer/Winter School at the University of Pisa

Modify page2

Page 3

If you have responded Yes to question 5, please specify when/which course

5.1 Your reasons for wanting to attend our Summer/Winter School


Modify page3

Confirm Exit Print

You can also "Print" it.

Questionnaire

Riepilogo Summer/Winter School Questionnaire

 The questionnaire has been confirmed.

Exit Print

1 3



After the completion of the first part of the online application, you will also receive an email confirming your application (such as the one below).

```
From: Summer/Winter School - Università di Pisa <alice@adm.unipi.it>
To:
Cc: support.summerschool@unipi.it

Thank you for completing the first part of your Summer/Winter School enrolment!

Student Data
Surname:
First Name:
University reference number:

Receipt of application of admission to: Summer School

Please email this receipt to your course coordinator (email address can be found on the Summer/Winter School web page). In the email please explain that you have completed the online enrolment process and you will await their decision on your application.
For any further questions, please write to the following email: support.summerschool@unipi.it

Best regards,
Summer/Winter School - The Staff
```



Forward the email received to your relevant course coordinators (their email addresses can be found in the Summer/Winter School webpage). In the email you will explain that you have completed the first part of your enrolment and you will await their decision regarding your application.



Then, you will be evaluated by the Summer/Winter School Coordinator.



Please note that you are not required to have an Italian tax code and a residence permit to enrol in Summer/Winter Schools.



Details about the payment of fees are specified on the Summer/Winter School webpage.



Please note that each Summer/Winter School has different bank details, so read the information carefully before the payment.



Make sure to check if you need a Visa or a Residency permit and Insurance.

For further information about these subjects, visit the following pages:

-[Insurance guidance](#)

-[Visa guidance](#)

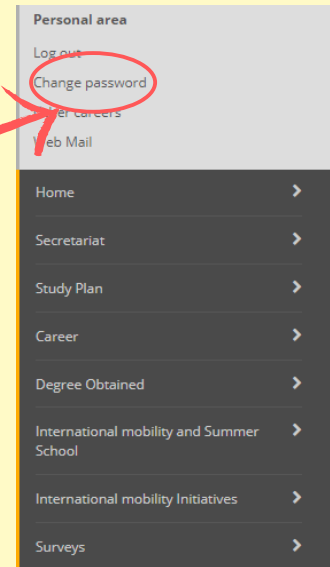
-[Residency Permit](#)

Useful Information



Set a new password

Once you are officially enrolled (and you receive your Matricola/Student Number) - remember to set a new password in order to access all the services of the University.



You can do it from the Alice Portal:
or at [this link](#).

You have to insert your Tax Code and the email, then you'll receive an email with a link to change the password.

How can I access the Wi-Fi?



WI-FI University of Pisa



UniPisa

You can access, once enrolled, with your Alice Username and password



WI-FI City



Pisa Wi FI



To access the [free Wi-Fi provided by the municipality of the city of Pisa](#), upon first access, register online, fill in the fields, enter the 4-digit PIN which is obtained via SMS. There are hotspots in the whole city.



SEE YOU SOON IN PISA!

For technical assistance on the portal: alice@unipi.it

For info about Summer and Winter Schools: support.summerschool@unipi.it



If you have doubts, questions or issues about enrollment, University life, academic matters, life in Pisa, and if you want to be updated about our events, you can make use of the Buddy service.

You can:



- send an email to: meetyourbuddy@unipi.it to ask your questions or to book an appointment.



- follow us on Facebook <https://www.facebook.com/Meetyourbuddyunipi-102160704474395/>



- follow us on Instagram <https://www.instagram.com/meetyourbuddy.unipi/>

